





# Meeting 11

Family Members Care  
for Each Other



Here are three fun ways to teach Busy Bees about God's plan for families. Adapt the activities to meet the needs of your Busy Bees or use your own activities.





The following activities fulfill the requirements for My Family II: Family Members Care for Each Other. See the Busy Bee Activity Book for accompanying worksheet(s).

## ACTIVITY

# 1

# Honoring My Parents

# 15

MINUTES


## MATERIALS NEEDED

- Envelopes
- Glue
- Stickers
- Markers
- Shapes cut out of construction paper (triangles, circles, squares)

## WHAT YOU DO

Begin by discussing what it means for the Busy Bees to honor their parents/guardians. Be sensitive to children's families. Some children may not have both parents or may live with other family members or guardians. Talk about honoring parents by showing respect (using manners, being polite, obeying, following directions). Help the children write Exodus 20:12 (NIV): "Honor your father and your mother, so that you may live long in the land the Lord your God is giving you" on their envelope. Ask them to choose three ways they honor their adult guardian and help them write each one on a construction paper shape. Have the children put their shapes in the envelope and decorate their envelope with stickers. Give each child three additional blank shapes to take home and fill out with their family. Also, the parent/guardian can write on them and put them in the child's envelope when they see the child showing them honor or respect.





# Respect and Honor Role Play

15  
MINUTES

## WHAT YOU DO

Read a story in a children's version of the Bible about a child who honored his or her parents/guardians. Break into small groups and act out the story for the other Busy Bees. Stories that might be familiar include: Samuel following his mother's instructions to stay at the temple with Eli and doing his work cheerfully; Daniel and Naaman's servant honoring their parents by continuing to do their work well even during captivity; and Queen Esther honoring her cousin Mordecai by asking the king for her people to be saved.

## 2 ACTIVITY

### MATERIALS NEEDED

- Large pieces of fabric
- Plain colored bathrobes
- Cloth belts
- Bible era props





## ACTIVITY

# 3

# Honor by Obeying

15  
MINUTES

## WHAT YOU DO

Discuss with the Busy Bees the importance of obeying and following directions given by parents/guardians and adults. Then tell them they are going to practice following directions in this fun activity!

### MATERIALS NEEDED

- Tables
- Chairs
- Easily movable objects already in the room
- Blindfolds

Set up an obstacle course through the room using chairs, tables, and any other items that can be easily moved. It can be fairly simple. Then blindfold the children and have adults lead them through the obstacle course one at a time with verbal directions. Be aware that children this age may have strong fears, and the adult may need to walk next to the child with a hand on his or her shoulder or some similar arrangement to help the child feel more comfortable with this activity. If you have a large group, you may need to let one child start and have the next child go after a couple minutes. This could provide an additional learning element: practicing obedience amid distraction.



**Requirements:** My Family II, A and B