





Meeting 13 Fire Safety



Here are three fun ways to teach Busy Bees about how to keep themselves safe. Adapt these activities to meet the needs of your Busy Bees or use your own activities.





The following activities partially fulfill the requirement for My Family III: My Family Helps Me Care for Myself, which is to complete the Safety Specialist award. See the Busy Bee Activity Book for accompanying worksheet(s).

ACTIVITY

1

Fire Safety Games

15
MINUTES

MATERIALS NEEDED

- Medium tarp and method for fastening it approximately 18 in (46 cm) above the ground
- Cones or painter's tape

WHAT YOU DO

Set up three stations and mark them with cones or painter's tape on the carpet. At Station 1 practice stop, drop, and roll. Make sure each child practices rolling completely over at least two times. At Station 2 set up a nonworking phone and have each Busy Bee practice dialing the emergency number for your area and giving the operator the proper information, including address, details about the emergency, and who might be hurt. At Station 3 practice crawling to safety in case of fire. Have each Busy Bee practice crawling under a tarp to safety and going to the safe zone. Encourage them to practice saying, "Get out and stay out."

TIP

Emergency number for United States, Canada, Bermuda, and Guam: 911



Safety Poster

15

MINUTES

WHAT YOU DO

Begin by discussing situations that are dangerous for Busy Bees and their families, such as fires, tornadoes, flooding, etc. Be sure to ask the Busy Bees for their ideas as well, and then talk about ways to stay safe in each of those situations. Pass out poster board and markers and ask each child to choose a dangerous situation and draw it on one half of their poster. Then ask the Busy Bees to draw what they would do to stay safe in that situation on the other half of their poster.

2

ACTIVITY

MATERIALS NEEDED

- Poster board
- Markers





15
MINUTES

ACTIVITY **3**

Safety Detective

WHAT YOU DO


MATERIALS NEEDED

- A book on home safety such as *Home Safety* by Peggy Pancella (Heinemann, 2005) or any similar book.
- Home Safety Plan (see p. 124 or Pinterest)

Ask Busy Bees what it means to be a safety detective. Ask them what situations they can think of when they might need to be safe and how they can be safe. Read a book about safety. Practice awareness with your Busy Bees by looking around your meeting area and talking about situations that may or may not be safe. Review with your Busy Bees how they can keep themselves aware and safe in their environment. Review the Home Safety Plan (see p. 124) and answer questions the Busy Bees may have regarding how they can be a safety detective at home. Send a worksheet home with each child and tell them to fill it out with their family.



  Find the **Home Safety Plan** at [Pinterest.com/AdventSource](https://www.pinterest.com/AdventSource)



Award: Safety Specialist

To complete this award, check the requirements on p. 131 and add activities as needed.



Requirement: My Family III